



Milano
ITALIAN FURNITURE



P I C A S S O

Ogni modello della Picasso di _____, viene creato dal nostro laboratorio di Ricerca e Sviluppo unendo l'esperienza sartoriale e l'innovazione produttiva alle linee stilistiche contemporanee. La volontà resta sempre la stessa: offrire un prodotto in grado di soddisfare completamente ogni esigenza.

La Collezione punta sulla qualità, sull'innovazione e sull'inimitabile Design Italiano vero e proprio sigillo di qualità ed efficienza stilistica. Tessuti preziosi e selezionati, cura nei dettagli, passione per il particolare e per le linee attuali, si accompagnano ai concept dei diversi stili di vita che ogni prodotto esprime.

Gli ambienti che compongono la casa sono da sempre i protagonisti della nostra vita quotidiana e con il tempo si trasformano con il cambiare delle nostre abitudini.

Each model of _____ PICASSO collection is created by the Research and Development laboratory, combining sartorial experience and productive innovation with contemporary stylistic lines. Eversince, the 'will' is the same: offering a product that can completely satisfy everyone's needs.

The Collection focuses on quality, innovation and the inimitable Italian Design, a true seal of quality and stylistic efficiency. Precious and selected fabrics, attention and passion to detail for current lines are accompanied by the different lifestyles concepts that each product conveys.

The environments that make up the house have always had the leading role of our daily life and over time they have transformed with the change of our habits.

INDICE / INDEX

amsterdam



10

antony



16

ares



22

avana



28

bonny



34

borger



40

bric



46

charme



52

cortina



58

gemma



64

georgia



70

nuvola



76

raul



82

robert



88

tempo



94

twix



102

verdite



108

voyage



114

a m s t e r d a m



I volumi monolitici e definiti, la seduta ampia con lo schienale basso, il bracciolo solido e squadrato: sono queste le caratteristiche che rendono il modello Amsterdam decisamente cosmopolita e contemporaneo. Uno stile tanto eclettico quanto creativo.

Monolithic and defined volumes, wide seat, low backrest and squared armrest : these are the main features that depict Amsterdam model as a cosmopolitan and contemporary seating system.

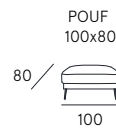
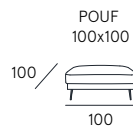
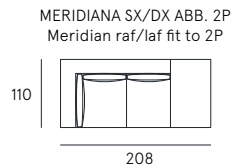
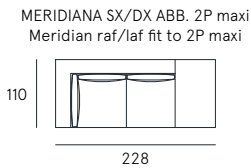
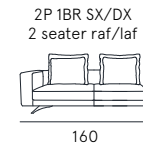
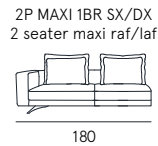
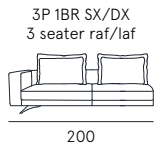
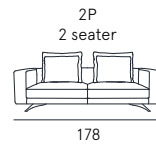
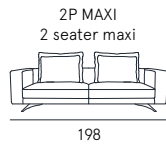
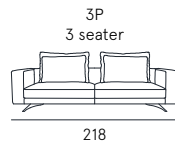
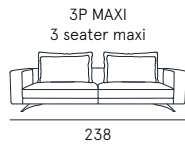
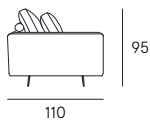








scheda tecnica
technical data sheet



DETTAGLI
Features

SEDUTA CON CINGHIE ELASTICHE
Seat with elastic belts



CUSCINI DI SEDUTA E SPALLIERA AMOVIBILI
Removable back and seat cushion



SFODERABILE
Removable cover



VARIANTE COLORE PIEDI
Available feet color



Rivestimento | tessuto
Comfort seduta | Poliuretano espanso densità 35
Comfort spalliera | Piuma con poliuretano
Piedi | Metallo H. 17 cm
Seduta | H. 47 cm - P. 45/66 cm
Braccio | H. 70 cm L. 18 cm

Coating | fabric
Seat comfort | Polyurethane density 35
Back comfort | Feather with polyurethane
Feet | Metal H. 17 cm
Seat | H. 47 cm - D. 45/66 cm
Arm | H. 70 cm L. 18 cm

antony



Il design può ricercare forme inedite, oppure ripercorrere le forme e i volumi classici riformulandone le proporzioni e i dettagli. Un esercizio di stile che vediamo applicato nel sistema Antony: braccioli e schienali ampi, cuscini generosi, volumi importanti ma armonici e equilibrati. Un esplicito e spontaneo invito al relax.

Unexpected, joyful and classical shapes: these are the main features of Antony design. Large arms and backrests, generous cushions, wide but balanced volumes. An explicit invitation to relax.

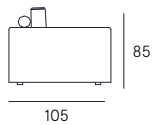








scheda tecnica
technical data sheet



POL. 1BR SX/DX
Armchair raf/laf



105

POL. SB
Armless chair



82

ANGOLO QUADRO
Square corner



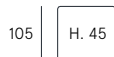
105

POLTRONA
Armchair



128

POUF
pouf



105

POUF
Pouf



85

POUF
Pouf



85

OPTIONALS
Optionals

CUSCINO IN PIUMA 60x60
Pillow 60x60



CUSCINO IN PIUMA 45x45
Pillow 45x45



CUSCINO IN PIUMA 70x30
Pillow 70x30



DETTAGLI
Features

SEDUTA CON CINGHIE ELASTICHE
Seat with elastic belts



CUSCINI DI SEDUTA E SPALLIERA AMOVIBILI
Removable back and seat cushion



SFODERABILE
Removable cover



Rivestimento | tessuto

Comfort seduta | Poliuretano espanso densità 35

Comfort spalliera | Piuma con poliuretano

Piedi | PVC H. 2,5 cm

Seduta | H. 45 cm - P. 60 cm

Braccio | H. 62 cm L. 23 cm

Coating | fabric

Seat comfort | Polyurethane density 35

Back comfort | Feather with polyurethane

Feet | PVC H. 2,5 cm

Seat | H. 45 cm - D. 60 cm

Arm | H. 62 cm L. 23 cm

a r e s



Proporzioni generose e una geometria amichevole e morbida questo è ciò che definisce il sistema di sedute Ares. Volumi ben definiti scolpiti con morbidezza nelle forme. Un sistema componibile dinamico che evoca comfort e relax.

Generous proportions and a friendly geometry are Ares key features. Well-defined volumes and sinuous shapes. A dynamic modular system that evokes comfort and relaxation.

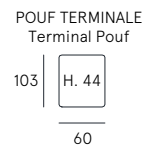
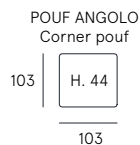
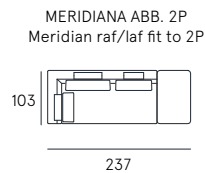
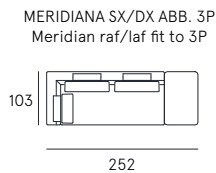
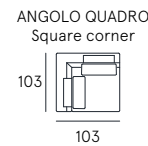
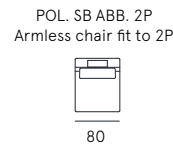
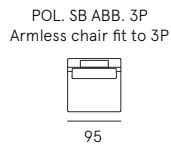
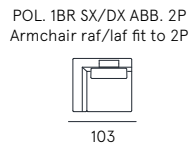
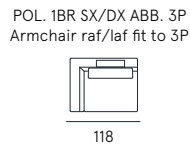
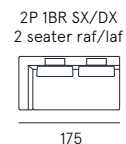
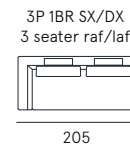
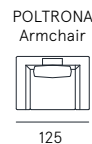
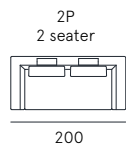
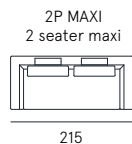
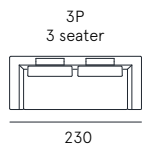








scheda tecnica
technical data sheet



OPTIONALS
Optionals



DETTAGLI
Features

SEDUTA CON CINGHIE ELASTICHE
Seat with elastic belts



CUSCINI DI SEDUTA E SPALLIERA AMOVIBILI
Removable back and seat cushion



SFODERABILE
Removable cover



Rivestimento | tessuto
Comfort seduta | Poliuretano espanso densità 35
Comfort spalliera | Piuma con poliuretano
Piedi | Metallo H. 5 cm
Seduta | H. 44 cm - P. 60 cm
Braccio | H. 60 cm L. 25 cm

Coating | fabric
Seat comfort | Polyurethane density 35
Back comfort | Feather with polyurethane
Feet | Metal H. 5 cm
Seat | H. 44 cm - D. 60 cm
Arm | H. 60 cm L. 25 cm

a v a n a



Un'affascinante equilibrio tra forma e ricerca della perfetta ergonomia, linee minimali che raccolgono importanti ed accoglienti cuscini di seduta e di schienale, sono caratteristiche che rendono il modello Avana un divano essenziale e dal comfort senza eguali.

A fascinating balance between shape and research for the perfect ergonomics, minimal lines that collect important and welcoming seat and back cushions: these are the characteristics that make Avana model an essential sofa with unmatched comfort.









scheda tecnica
technical data sheet



103

3P MAXI
3 seater maxi



223

3P
3 seater



208

2P MAXI
2 seater maxi



193

2P
2 seater



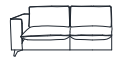
178

3P 1BR SX/DX
3 seater raf/laf



190

2P 1BR SX/DX
2 seater raf/laf



160

POLTRONA
Armchair



95

POL. 1BR SX/DX ABB. 3P
Armchair raf/laf fit to 3P



106

POL. 1BR SX/DX ABB. 2P
Armchair raf/laf fit to 2P



91

POL. SB ABB. 3P
Armless chair fit to 3P



106

POL. SBR ABB. 2P
Armless chair fit to 2P



91

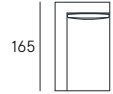
CL 1BR SX/DX ABB. 3P
CL raf/laf fit to 3P



165

106

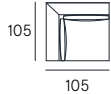
CL 1BR SX/DX ABB. 2P
CL raf/laf fit to 2P



165

91

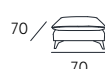
ANGOLO QUADRO
Square corner



105

105

POUF
pouf



70

70

DETTAGLI
Features

SEDUTA CON MOLLE GRECHE
Seat with no-sag



CUSCINI DI SEDUTA E SPALLIERA AMOVIBILI
Removable back and seat cushion



SFODERABILE
Removable cover



VARIANTE COLORE PIEDI
Available feet color



Rivestimento | tessuto

Comfort seduta | Poliuretano espanso densità 35

Comfort spalliera | Poliuretano espanso densità 35

Piedi | Metallo H. 13 cm

Seduta | H. 45 cm - P. 60 cm

Braccio | H. 66 cm - L. 18 cm

Coating | fabric

Seat comfort | Polyurethane density 35

Back comfort | Polyurethane density 35

Feet | Metal H. 13 cm

Seat | H. 45 cm - D. 60 cm

Arm | H. 66 cm - L. 18 cm

bonny



Il fascino dei dettagli. Stile accattivante e design ricercato: Bonny conquista per la sua bellezza e la sua poliedricità. Gli ampi volumi disegnano spaziose e versatili soluzioni.

The charm of the details. Captivating style and refined design: Bonny impresses for its beauty and its versatility. The large volumes create spacious and versatile solutions.

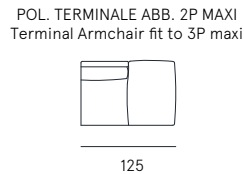
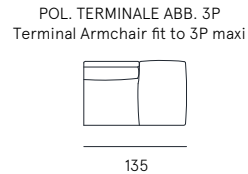
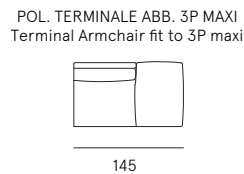
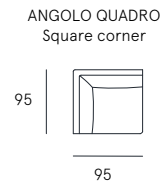
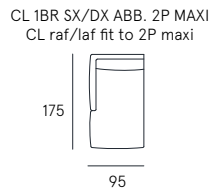
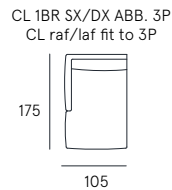
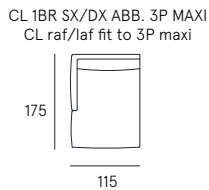
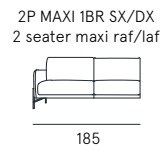
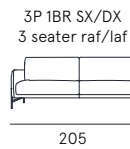
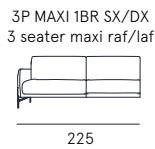
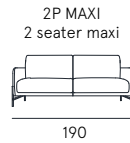
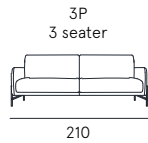
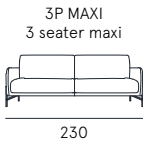
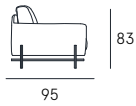




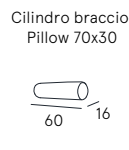




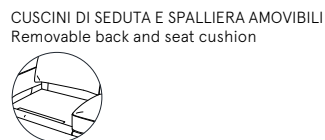
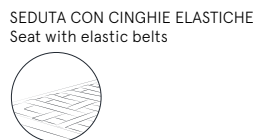
scheda tecnica
technical data sheet



OPTIONALS
Optionals



DETTAGLI
Features



Rivestimento | tessuto
Comfort seduta | Poliuretano espanso densità 35
Comfort spalliera | Poliuretano espanso densità 35
Piedi | Metallo H. 17,5 cm
Seduta | H. 42 cm - P. 62 cm
Braccio | H. 60 cm L. 5 cm

Coating | fabric
Seat comfort | Polyurethane density 35
Back comfort | Polyurethane density 35
Feet | Metal H. 17,5 cm
Seat | H. 42 cm - D. 62 cm
Arm | H. 60 cm L. 5 cm

borger



Un divano modulare e giocoso, con curve morbide e accoglienti che nasce dall'idea di offrire grande comfort con un gesto rassicurante, caldo e familiare. Il segno senza tempo, il disegno morbido ed avvolgente, la sua adattabilità e versatilità, rendono Borger un imbottito capace di offrire grande comfort in situazioni, ambienti e contesti differenti.

A modular and colorful sofa with soft shapes that offers a great comfort with a reassuring, warm and familiar gesture. The enchanting design, its adaptability and versatility make Borger a product able to offer the perfect comfort in different contexts. It is composed of single modules designed as small sculptures to be used separately, too.

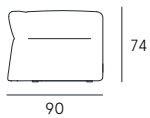








scheda tecnica
technical data sheet

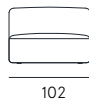


POL. 1BR SX/DX ABB. 3P
Armchair raf/laf fit to 3P



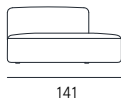
111

POL. SB ABB. 3P
Armless chair fit to 3P



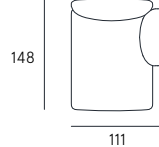
102

POL. TERM. SX/DX ABB. 3P
Terminal Armchair raf/laf fit to 3P



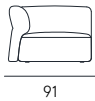
141

CL 1BR SX/DX ABB. 3P
CL raf/laf fit to 3P



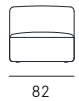
111

POL. 1BR SX/DX ABB. 2P
Armchair raf/laf fit to 2P



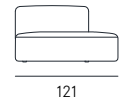
91

POL. SB ABB. 2P
Armless chair fit to 2P



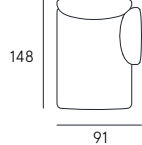
82

POL. TERM. SX/DX ABB. 2P
Terminal Armchair raf/laf fit to 2P

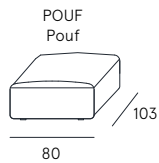


121

CL 1BR SX/DX ABB. 2P
CL raf/laf fit to 2P



91



80

DETTAGLI
Features

SEDUTA CON CINGHIE ELASTICHE
Seat with elastic belts



SFODERABILE
Removable cover



BRACCIO CON BAIONETTA
Removable Arm



Rivestimento | tessuto
Comfort seduta | Poliuretano espanso densità 35
Comfort spalliera | Poliuretano espanso densità 35
Piedi | PVC H. 3,5 cm
Seduta | H. 44 cm - P. 66 cm
Braccio | H. 74 cm L. 9 cm

Coating | fabric
Seat comfort | Polyurethane density 35
Back comfort | Polyurethane density 35
Feet | PVC H. 3,5 cm
Seat | H. 44 cm - D. 66 cm
Arm | H. 74 cm L. 9 cm

bric



Bric è libertà di personalizzazione. Un divano dal design inconfondibile che unisce il comfort di un salotto all'eleganza estetica dei suoi accessori, creando giochi di forme e materiali, con un'inconfondibile unione tra il rivestimento in tessuto o pelle. Gli elementi accessori come i ripiani in legno, si armonizzano alle sedute e allo schienale con estrema naturalezza, creando un mobile ricercato ma anche molto funzionale.

Bric means modularity. A sofa with a refined design that combines the comfort of a living room with the elegance of its accessories, marked by an unmistakable union between the fabric or leather upholstery. The accessory items - like the wooden shelves - fit perfectly with the seats and the backrests, creating a refined but also very functional piece of furniture.

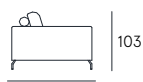






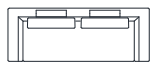


scheda tecnica
technical data sheet



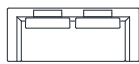
82

3P MAXI
3 seater maxi



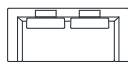
245

3P
3 seater



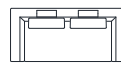
230

2P MAXI
2 seater maxi



215

2P
2 seater



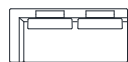
200

POLTRONA
Armchair



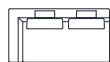
125

3P 1BR SX/DX
3 seater raf/laf



205

2P 1BR SX/DX
2 seater raf/laf



175

POL. 1BR SX/DX ABB. 3P
Armchair raf/laf fit to 3P



118

POL. 1BR SX/DX ABB. 2P
Armchair raf/laf fit to 2P



103

POL. SB ABB. 3P
Armless chair fit to 3P



95

POL. SB ABB. 2P
Armless chair fit to 2P



80

ANGOLO QUADRO
Square corner



103

CL 1BR SX/DX ABB. 3P
CL raf/laf fit to 3P



118

CL 1BR SX/DX ABB. 2P
CL raf/laf fit to 2P



103

MERIDIANA SX/DX ABB. 3P
Meridian raf/laf fit to 3P



252

MERIDIANA ABB. 2P
Meridian raf/laf fit to 2P



237

POUF ANGOLO
Corner pouf



103

103

POUF TERMINALE
Terminal Pouf



103

60

OPTIONALS
Optionals

BASE APPOGGIO 55x25 per CL
55x25 base for CL



CUSCINO IN PIUMA 60x60
Pillow 60x60



CUSCINO IN PIUMA 45x45
Pillow 45x45



CUSCINO IN PIUMA 70x30
Pillow 70x30



DETTAGLI
Features

SEDUTA CON CINGHIE ELASTICHE
Seat with elastic belts



CUSCINO DI SEDUTA AMOVIBILE
Removable seat cushion



SFODERABILE
Removable cover



VARIANTE COLORE PIEDI
Available feet color



Rivestimento | tessuto
Comfort seduta | Poliuretano espanso densità 35
Comfort spalliera | Piuma con poliuretano
Piedi | Legno H. 15 cm
Seduta | H. 46 cm - P. 60 cm
Braccio | H. 62 cm - L. 25 cm

Coating | fabric
Seat comfort | Polyurethane density 35
Back comfort | Feather with polyurethane
Feet | Wood H. 15 cm
Seat | H. 46 cm - D. 60 cm
Arm | H. 62 cm - L. 25 cm

c h a r m e



La geometria danza in punta di piedi e con elegante pulizia disegna le forme asciutte e ricercate del modello Charme. I volumi sono ridotti, la struttura dello schienale è monoscocca, a favore di un comfort che cerca l'essenzialità formale.

The geometry of Charme model is expressed with an elegant cleanliness and refined shape. The volumes are reduced, the backrest structure is monocoque, in favor of a comfort that seeks formal essentiality.

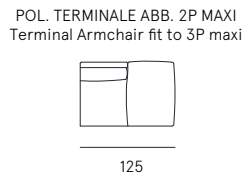
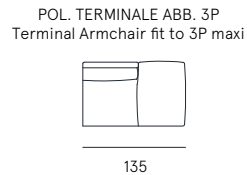
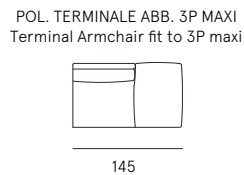
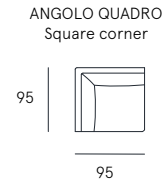
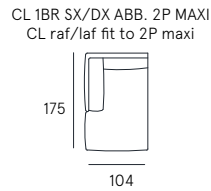
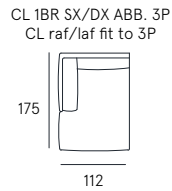
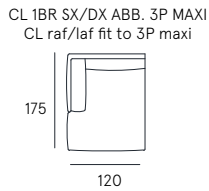
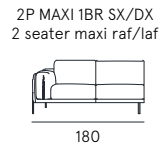
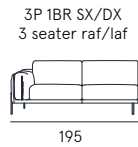
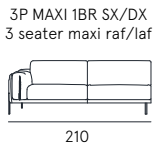
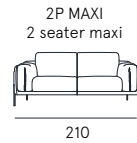
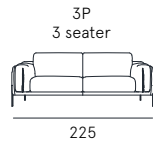
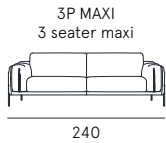
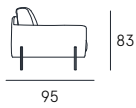








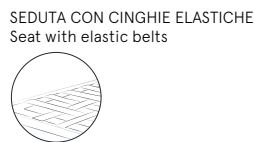
scheda tecnica
technical data sheet



OPTIONALS
Optionals



DETTAGLI
Features



Rivestimento | tessuto
Comfort seduta | Poliuretano espanso densità 35
Comfort spalliera | Poliuretano espanso densità 35
Piedi | Metallo H. 17,5 cm
Seduta | H. 42 cm - P. 62 cm
Braccio | H. 60 cm L. 30 cm

Coating | fabric
Seat comfort | Polyurethane density 35
Back comfort | Polyurethane density 35
Feet | Metal H. 17,5 cm
Seat | H. 42 cm - D. 62 cm
Arm | H. 60 cm L. 30 cm

c o r t i n a



Forme naturali e semplici, proporzioni inappuntabili studiate per garantire il principale requisito intrinseco di ogni buon divano: il comfort impeccabile. Un'immagine sobria e rassicurante nella sua contemporaneità; Cortina è un sistema di sedute componibili, che permettono l'adattamento ad innumerevoli spazi d'arredo.

Natural and simple shapes, perfect proportions designed to ensure the main requirement of any good sofa: a remarkable comfort.

A simple and reassuring image in its contemporaneity; thanks to its great modularity, Cortina is suitable to any furnishing concept.









scheda tecnica
technical data sheet



101

3P MAXI
3 seater maxi



230

3P
3 seater



210

2P MAXI
2 seater maxi



190

2P
2 seater



170

3P 1BR SX/DX
3 seater raf/laf



186

2P 1BR SX/DX
2 seater raf/laf



146

POL. 1BR SX/DX ABB. 3P
Armchair raf/laf fit to 3P



105

POL. 1BR SX/DX ABB. 2P
Armchair raf/laf fit to 2P



85

POL. SB ABB. 3P
Armless chair fit to 3P



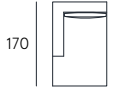
81

POL. SB ABB. 2P
Armless chair fit to 2P



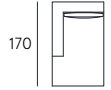
61

CL 1BR SX/DX ABB. 3P
CL raf/laf fit to 3P



105

CL 1BR SX/DX ABB. 2P
CL raf/laf fit to 2P



85

POUF
Pouf



100

POUF
Pouf



70

DETTAGLI
Features

SEDUTA CON CINGHIE ELASTICHE
Seat with elastic belts



CUSCINI DI SEDUTA E SPALLIERA AMOVIBILI
Removable back and seat cushion



SFODERABILE
Removable cover



Rivestimento | tessuto

Comfort seduta | Poliuretano espanso densità 35

Comfort spalliera | Piuma con poliuretano

Piedi | PVC H. 4 cm

Seduta | H. 47 cm - P. 60 cm

Braccio | H. 58 cm - L. 24 cm

Coating | fabric

Seat comfort | Polyurethane density 35

Back comfort | Feather with polyurethane

Feet | PVC H. 4 cm

Seat | H. 47 cm - D. 60 cm


Arm | H. 58 cm - L. 24 cm

g e m m a



Le forme rassicuranti del modello Gemma si rifanno ai modelli canonici, rivisitati in chiave contemporanea nelle proporzioni e nei dettagli. Il risultato è un divano dall'impatto informale, di gusto marcatamente attuale, che si inserisce e si adatta a qualunque tipologia d'ambiente.

The soft shapes of Gemma model refer to the classical models, meticulously proportioned and well detailed. The result is an informal sofa, suitable to any type of environment.

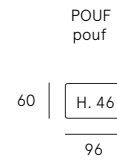
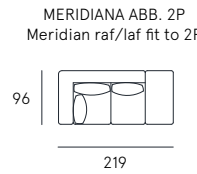
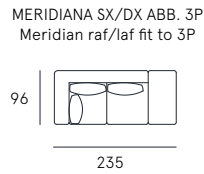
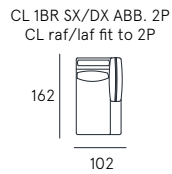
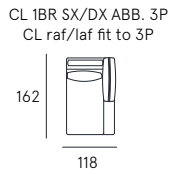
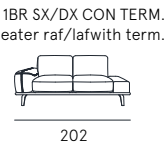
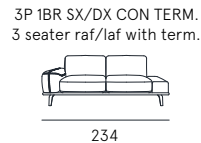
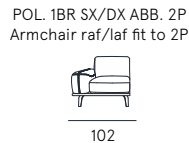
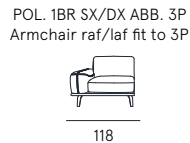
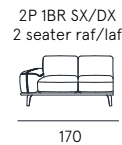
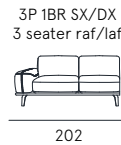
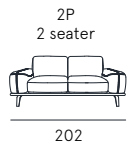
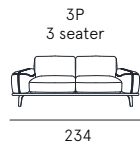
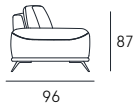









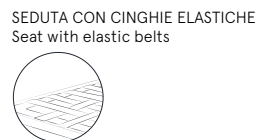
scheda tecnica
technical data sheet



OPTIONALS
Optionals



DETTAGLI
Features



Rivestimento | tessuto
Comfort seduta | Poliuretano espanso densità 35
Comfort spalliera | Piuma con poliuretano
Piedi | Legno H. 15 cm
Seduta | H. 46 cm - P. 56 cm
Braccio | H. 56 cm L. 32 cm

Coating | fabric
Seat comfort | Polyurethane density 35
Back comfort | Feather with polyurethane
Feet | Wood H. 15 cm
Seat | H. 46 cm - D. 56 cm
Arm | H. 56 cm L. 32 cm

g e o r g i a



Design moderno dalle linee essenziali e un sofisticato equilibrio tra forma e ricerca della perfetta ergonomia. Eleganza in un insieme di forme e soluzioni che ne esaltano il design. Morbide imbottiture sedute confortevoli, finiture sartoriali caratterizzano ogni particolare con stile tipico del gusto italiano.

Modern design with essential lines. Elegance in a set of shapes and solutions that enhances its design. Soft padded comfortable seats and tailored finishes characterize every detail with typical Italian style.

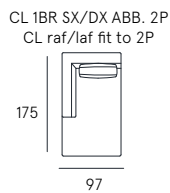
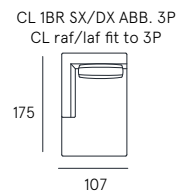
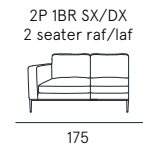
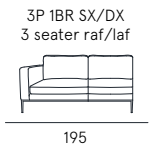
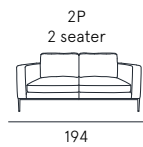
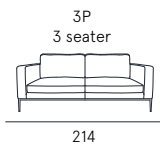
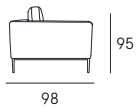








scheda tecnica
technical data sheet



OPTIONALS

Optionals

CUSCINO IN PIUMA 45x45
Pillow 45x45



DETTAGLI

Features

SEDUTA CON CINGHIE ELASTICHE
Seat with elastic belts



CUSCINO DI SEDUTA AMOVIBILE
Removable seat cushion



SFODERABILE
Removable cover



VARIANTE COLORE PIEDI
Available feet color



Rivestimento | tessuto
Comfort seduta | Poliuretano espanso densità 35
Comfort spalliera | Poliuretano espanso densità 35
Piedi | Metallo H. 17,5 cm
Seduta | H. 50 cm - P. 57 cm
Braccio | H. 76 cm L. 19 cm

Coating | fabric
Seat comfort | Polyurethane density 35
Back comfort | Polyurethane density 35
Feet | Metal H. 17,5 cm
Seat | H. 50 cm - D. 57 cm
Arm | H. 76 cm L. 19 cm

n u v o l a



Forme naturali e semplici, proporzioni inappuntabili studiate per garantire il principale requisito intrinseco di ogni buon divano: il comfort impeccabile. Un'immagine sobria e rassicurante nella sua contemporaneità; Nuvola è un sistema di sedute componibili con spalliera traslante, che permettono l'adattamento ad innumerevoli spazi d'arredo.

Natural and simple shapes, perfect proportions designed to ensure the main requirement of any good sofa: a remarkable comfort.

A simple and reassuring image in its contemporaneity; thanks to its great modularity, Nuvola is suitable to any furnishing concept.

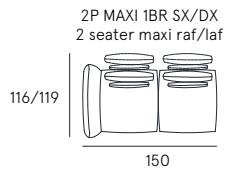
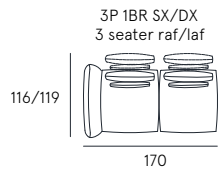
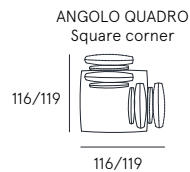
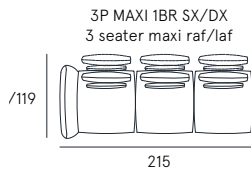
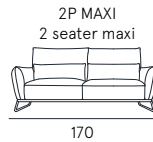
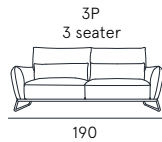
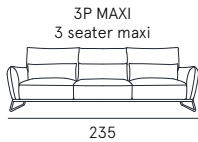








scheda tecnica
technical data sheet



DETTAGLI
Features

SEDUTA CON CINGHIE ELASTICHE
Seat with elastic belts



CUSCINO DI SEDUTA AMOVIBILE
Removable seat cushion



SFODERABILE
Removable cover



VARIANTE COLORE PIEDI
Available feet color



Rivestimento | tessuto
Comfort seduta | Poliuretano espanso densità 35
Comfort spalliera | Piuma con poliuretano
Piedi | Metallo H. 17 cm
Seduta | H. 49 cm - P. 54/73 cm
Braccio | H. 65 cm L. 20 cm

Coating | fabric
Seat comfort | Polyurethane density 35
Back comfort | Feather with polyurethane
Feet | Metal H. 17 cm
Seat | H. 49 cm - D. 54/73 cm
Arm | H. 65 cm L. 20 cm

r a u l



Forme essenziali e raffinate, molteplici soluzioni funzionali, configurazioni spaziali moderne ed originali: il modello Raul è un progetto poliedrico, componibile ed ampiamente personalizzabile in base a specifiche necessità e preferenze.

Essential and refined shapes, multiple functional solutions, original and modern configurations: Raul is a multifaceted model and it offers a great customization choice.

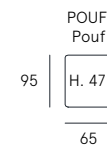
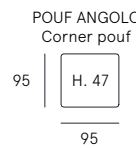
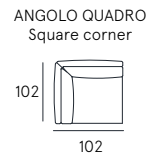
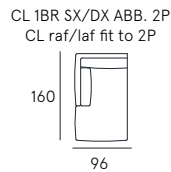
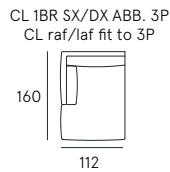
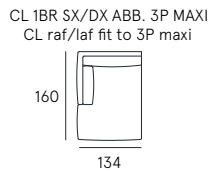
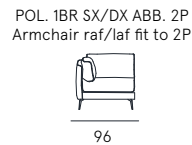
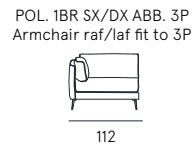
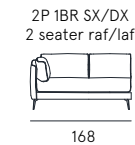
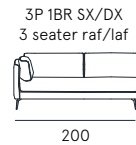
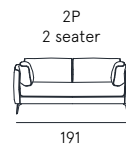
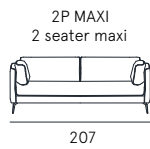
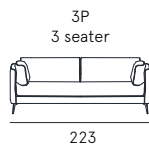
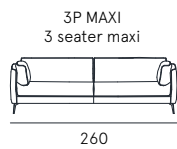
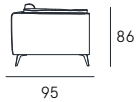








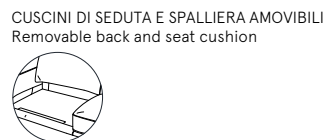
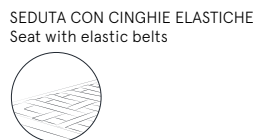
scheda tecnica
technical data sheet



OPTIONALS
Optionals



DETTAGLI
Features



Rivestimento | tessuto
Comfort seduta | Poliuretano espanso densità 35
Comfort spalliera | Piuma con poliuretano
Piedi | Metallo H. 17,5 cm
Seduta | H. 47 cm - P. 56 cm
Braccio | H. 76 cm L. 23 cm

Coating | fabric
Seat comfort | Polyurethane density 35
Back comfort | Feather with polyurethane
Feet | Metal H. 17,5 cm
Seat | H. 47 cm - D. 56 cm
Arm | H. 76 cm L. 23 cm

r o b e r t



L'ambiente casa è un ecosistema complesso. Si regge su equilibri, contrappesi, compromessi. Ogni nuova scelta dovrà fare i conti con l'esistente, essere in armonia, stare al gioco. Il divano Robert è accogliente nella sostanza, generoso nelle forme, morbido malgrado la rigidità del tratto. Un esercizio riuscito di disciplina stilistica.

Each house is a complex ecosystem. It is based on balances and compromises. Each new choice has to deal with an existing one and find its harmony. Robert aesthetic balance comes from the reduction of any superfluous element and from the well positioned construction of its components.

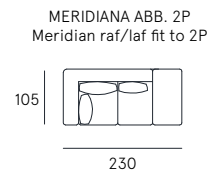
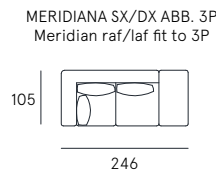
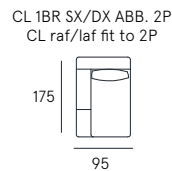
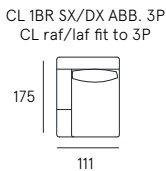
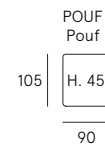
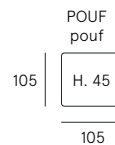
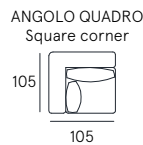
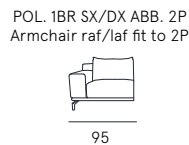
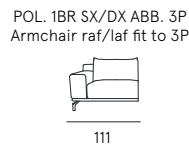
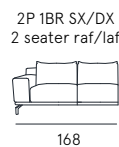
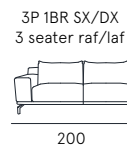
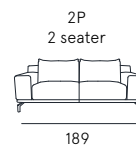
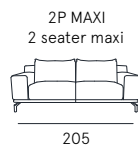
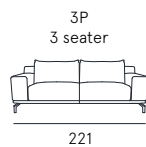
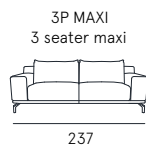
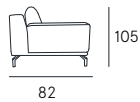








scheda tecnica
technical data sheet



OPTIONALS
Optionals

BASE APPOGGIO 55x25 per CL
55x25 base for CL



CUSCINO IN PIUMA 60x60
Pillow 60x60



CUSCINO IN PIUMA 45x45
Pillow 45x45



CUSCINO IN PIUMA 70x30
Pillow 70x30



DETTAGLI
Features

SEDUTA CON CINGHIE ELASTICHE
Seat with elastic belts



CUSCINI DI SEDUTA E SPALLIERA AMOVIBILI
Removable back and seat cushion



SFODERABILE
Removable cover



VARIANTE COLORE PIEDI
Available feet color



Rivestimento | tessuto
Comfort seduta | Poliuretano espanso densità 35
Comfort spalliera | Piuma con oliuretano
Piedi | Metallo H. 15,5 cm
Seduta | H. 45 cm - P. 53 cm
Braccio | H. 60 cm - L. 25 cm

Coating | fabric
Seat comfort | Polyurethane density 35
Back comfort | Feather with polyurethane
Feet | Metal H. 15,5 cm
Seat | H. 45 cm - D. 53 cm
Arm | H. 60 cm - L. 25 cm

t e m p o



Un divano che fonde al meglio stile ricercato, puro design italiano e praticità di utilizzo, un salotto da vivere non solo con gli occhi. Le linee essenziali e l'abbraccio morbido di questo divano in tessuto completamente sfoderabile lo rendono pronto per diventare il centro di un caldo momento di convivialità. Valore aggiunto, le tante possibilità di personalizzazione con una serie di cuscini declinabili in vari rivestimenti e colori.

A sofa that mixes refined style, pure Italian design and practicality of use. The essential lines of this entirely removable fabric sofa make it the center of a warm moment of conviviality. Added value and many possibilities of customization with cushions in various finishes and colors.





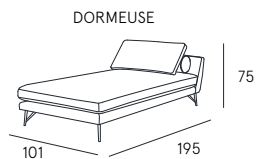
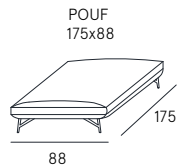
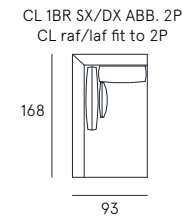
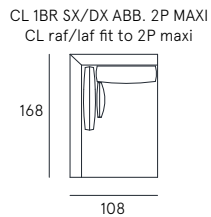
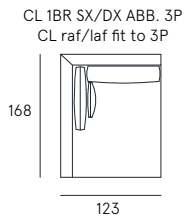
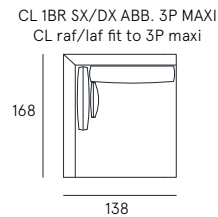
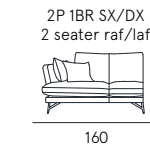
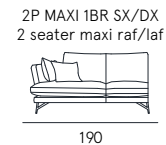
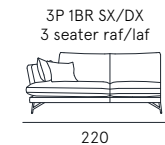
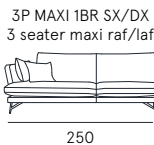
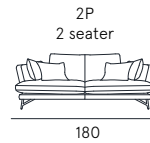
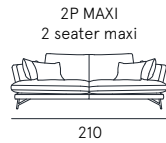
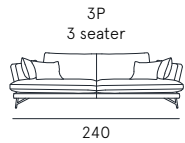
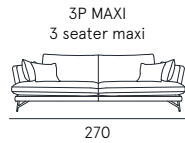
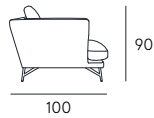








scheda tecnica
technical data sheet



ELEMENTI INCLUSI

2 CUSCINI BRACCIO IN PIUMA
N.B. 1PZ PER VERSIONI 1BR.



* NON PREVISTI PER POLTRONA

2 CUSCINI 45x45 IN PIUMA
N.B. 1PZ PER VERSIONI 1BR.



* NON PREVISTI PER POLTRONA

OPTIONALS

CUSCINO IN PIUMA 70x30
Pillow 70x30



DETTAGLI

Features

SEDUTA CON CINGHIE ELASTICHE
Seat with elastic belts



CUSCINO DI SEDUTA AMOVIBILE
Removable seat cushion



SFODERABILE
Removable cover



VARIANTE COLORE PIEDI
Available feet color



Rivestimento | tessuto
Comfort seduta | Poliuretano espanso densità 35
Comfort spalliera | Piuma con poliuretano
Piedi | Metallo H. 17,5 cm
Seduta | H. 46 cm - P. 57 cm
Braccio | H. 74 cm L. 20 cm


Coating | fabric
Seat comfort | Polyurethane density 35
Back comfort | Feather with polyurethane
Feet | Metal H. 17,5 cm
Seat | H. 46 cm - D. 47 cm
Arm | H. 74 cm L. 20 cm

twix



Divano a base aperta, fisso o angolare, caratterizzato da spalliere con meccanismo basculante che permettono di aumentare la profondità della seduta. Con le spalliere e i braccioli arretrati la seduta si amplia fino a trasformarsi, all'occorrenza, in un comodo day bed. Versatile e dinamico, Twix ha una silhouette essenziale ed elegante ben rifinita anche sul retro: infatti, è perfetto per essere inserito nel centro stanza.

An open based Sofa, equipped with tilting mechanism on the backrests and armrests that allow to increase the seat depth and customize the comfort. This mechanism lets the sofa turn into a comfortable day bed. Versatile and dynamic, Twix has an essential, elegant and well finished shape on the back as well: it perfectly fits in the center of the room too.









scheda tecnica
technical data sheet

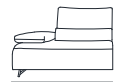


116/122



144

POL. 1BR SX/DX
Armchair raf/laf



120/140

POL. SB
Armless chair



82

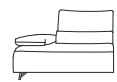
ANGOLO ESAGONALE
Hexagonal corner



135

135

POL. 1BR SX/DX RCL
Relax armchair raf/laf relax



120/140

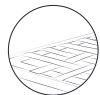
POL. SB RCL
Relax armless chair



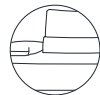
82

DETTAGLI
Features

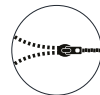
SEDUTA CON CINGHIE ELASTICHE
Seat with elastic belts



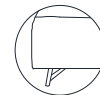
POGGIARENI AMOVIBILE
Removable cushion



SEMI SFODERABILE
Partial removable cover



VARIANTE COLORE PIEDI
Available feet color



RECLINER ELETTRICO
Electric Relax System



Rivestimento | tessuto
Comfort seduta | Poliuretano espanso densità 35
Comfort spalliera | Poliuretano espanso densità 35
Piedi | Metallo H. 11 cm
Seduta | H. 44 cm - P. 64/109 cm
Braccio | H. 56 cm L. 35 cm

Coating | fabric
Seat comfort | Polyurethane density 35
Back comfort | Polyurethane density 35
Feet | Metal H. 11 cm
Seat | H. 44 cm - D. 64/109 cm
Arm | H. 56 cm L. 35 cm

verdite



I volumi monolitici e definiti, la seduta ampia con lo schienale basso dotato di traslante, il bracciolo solido e squadrato: sono queste le caratteristiche che rendono il sistema di sedute Verdite decisamente cosmopolita e contemporaneo. Uno stile tanto eclettico quanto creativo, viste le tante possibilità di assemblare e comporre gli elementi.

Monolithic and defined volumes, wide seat and low backrest equipped with a moving and squared armrest : these are the main features that depict Verdite model as a cosmopolitan and contemporary seating system. It offers many possibilities of assembling and composing its elements, thanks to its great modularity.

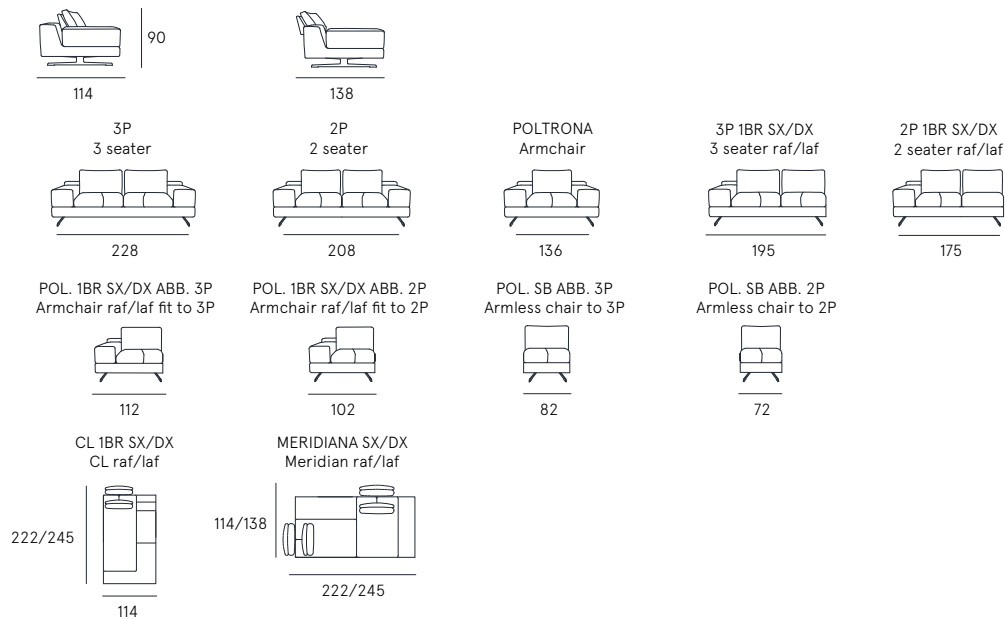








scheda tecnica
technical data sheet



DETTAGLI
Features

SEDUTA CON CINGHIE ELASTICHE
Seat with elastic belts



CUSCINO DI SEDUTA AMOVIBILE
Removable seat cushion



SFODERABILE
Removable cover



VARIANTE COLORE PIEDI
Available feet color



Rivestimento | tessuto
Comfort seduta | Poliuretano espanso densità 35
Comfort spalliera | Poliuretano espanso densità 35
Piedi | Metallo H. 18 cm
Seduta | H. 48 cm - P. 56/100 cm
Braccio | H. 59 cm L. 32 cm

Coating | fabric
Seat comfort | Polyurethane density 35
Back comfort | Polyurethane density 35
Feet | Metal H. 18 cm
Seat | H. 48 cm - D. 56/100 cm
Arm | H. 59 cm L. 32 cm

v o y a g e



Un salotto trasversale che riprende elementi della tradizione, come le forme dei "bolster" (cuscini a rullo) che ricreano braccioli e retro spalla, associandoli a una base di sostegno fine e rigorosa che si inserisce nel linguaggio contemporaneo. Voyage può essere utilizzato in un numero elevato di situazioni e composizioni, da quelle più formali, a quelle informali.

A sofa that takes up traditional elements, such as the shapes of the "bolsters" (roller cushions). Voyage fits in different contexts, from the most formal to the informal one. A high visual impact model with large seats and exceptional comfort, enriched by a wooden foot with a metal insert.

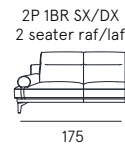
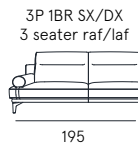
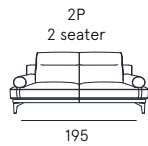
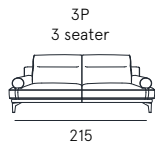
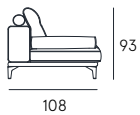




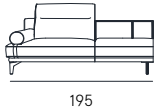




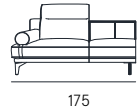
scheda tecnica
technical data sheet



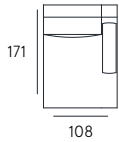
3P 1BR SX/DX C./LIBRERIA
3 seater raf/laf with shelv



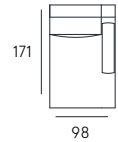
2P 1BR SX/DX C./LIBRERIA
2 seater raf/laf with shelv



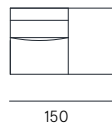
CL 1BR SX/DX ABB. 3P
CL raf/laf fit to 3P



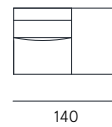
CL 1BR SX/DX ABB. 2P
CL raf/laf fit to 2P



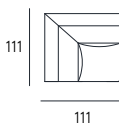
MERIDIANA SX/DX ABB. 3P
Meridian raf/laf fit to 3P



MERIDIANA ABB. 2P
Meridian raf/laf fit to 2P



ANGOLO QUADRO
Square corner



POUF
Pouf



DETTAGLI
Features

SEDUTA CON CINGHIE ELASTICHE
Seat with elastic belts



CUSCINO DI SEDUTA AMOVIBILE
Removable seat cushion



SFODERABILE
Removable cover



VARIANTE COLORE PIEDI
Available feet color



Rivestimento | tessuto
Comfort seduta | Poliuretano espanso densità 35
Comfort spalliera | Poliuretano espanso densità 35
Piedi | Legno H. 17,5 cm
Seduta | H. 42 cm - P. 55 cm
Braccio | H. 54 cm L. 20 cm

Coating | fabric
Seat comfort | Polyurethane density 35
Back comfort | Polyurethane density 35
Feet | Wood H. 17,5 cm
Seat | H. 42 cm - D. 55 cm
Arm | H. 54 cm L. 20 cm