



Milano
ITALIAN FURNITURE





ELITE

Cubo Rosso nella Collezione Elite ha saputo unire artigianalità e innovazione coniugando con il sapere della tradizione e nuove tecnologie modelli in grado di soddisfare qualsiasi esigenza. Tutta la Collezione si esprime evidenziando la qualità nella realizzazione, ricerca dei dettagli, innovazione nelle proposte anche per soluzioni abitative di grande prestigio e Design Italiano con forme uniche di stile. Cubo Rosso ha scelto per i modelli della Collezione Elite i pellami più prestigiosi, legati all'arte del saper fare di concerie Italiane. Preziosi rivestimenti valorizzati dalla manualità delle lavorazioni che ne esaltano piacevoli sensazioni al tatto da grane e finiture diverse.

Gli ambienti interni, protagonisti della nostra vita quotidiana, meritano di venir arricchiti da arredi che sanno rendere ancor più piacevole e rilassante il tempo che dedichiamo alla casa e a noi. Il divano rispecchia il nostro modo di vivere, diventa protagonista assoluto sia quando ci accoglie per rilassarci sia quando lo condividiamo con gli amici in compagnia.

Cubo Rosso Elite Collection combines craftsmanship and innovation, mixing traditional knowledge and new technologies with models able to satisfy any need.

The whole Collection highlights the production quality, the importance of details, the innovation in the proposals for great prestige housing solutions and Italian Design with unique style shapes.

Cubo Rosso chooses the most prestigious leathers for the Elite Collection models, linked to the art of a know-how of Italian tanneries. Precious coatings exalted by the manual nature of the processes that enhance pleasant touch sensations from different grains and finishes. The interiors deserve to be enriched by enjoyable and relaxing furnishings of everyday life. The sofa reflects our way of life, it becomes the absolute protagonist both in relax moments and when we share it with friends.

INDICE / INDEX

alcor



10

aris



16

atria



22

bric



28

demetra



34

deneb



40

diesis



46

fidelio



52

harry



58

libeccio



64

marea



70

polaris



76

prado



82

rigel



88

robert



94

saul




100

alcor



Alcor è il divano artigianale destinato ad abitare grandi spazi con il suo design squadrato e contemporaneo in cui la rigidità delle forme si coniuga con la morbidezza delle imbottiture. Solido ed imponente, dal comfort assicurato, con uno schienale basso combinato con un ampio bracciolo con cucitura sartoriale a completare la comoda seduta.

Alcor is the result of a detailed and meticulous craftsmanship. Perfect for large spaces thanks to its squared and contemporary design, where rigorousness of the shapes is combined with the softness of the padding. A solid shape with assured seat comfort, low backrest combined with a large armrest and sartorial stitching.

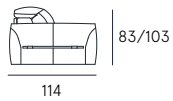




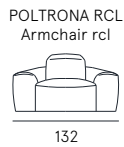




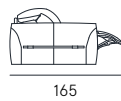
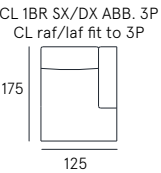
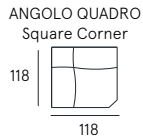
scheda tecnica
technical data sheet



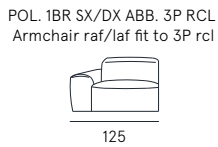
POLTRONA
Armchair



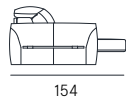
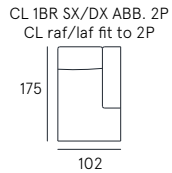
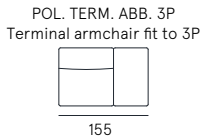
POL. 1BR SX/DX ABB. 3P C/SLITTA
Armchair raf/laf fit to 3P sliding



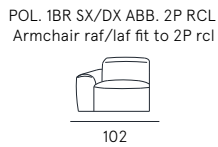
POL. 1BR SX/DX ABB. 3P
Armchair raf/laf fit to 3P



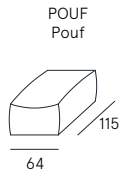
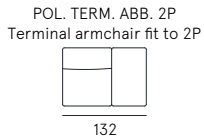
POL. 1BR SX/DX ABB. 2P C/SLITTA
Armchair raf/laf fit to 2P sliding



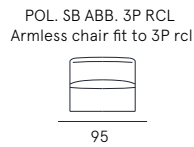
POL. 1BR SX/DX ABB. 2P
Armchair raf/laf fit to 2P



POL. SB ABB. 3P C/SLITTA
Armless chair fit to 3P sliding



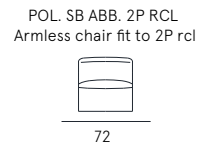
POL. SB ABB. 3P
Armless chair fit to 3P



POL. SB ABB. 2P C/SLITTA
Armless chair fit to 2P sliding



POL. SB ABB. 2P
Armless chair fit to 2P



DETTAGLI
Features

POGGIATESTA REGOLABILE
Manual ratchet system



SEDUTA CON MOLLE GRECHE
Seat with no-sag



CUCITURA SARTORIALE
Tailored stitching



Rivestimento | pelle / sintetico
Comfort seduta | Poliuretano espanso densità 35
Comfort spalliera | Poliuretano espanso
Piedi | PVC H. 4 cm
Seduta | H. 46 cm - P. 58 cm
Braccio | H. 58 cm - L. 30 cm

Coating | leather / synthetic cover
Seat comfort | Polyurethane density 35
Back comfort | Polyurethane
Feet | PVC H. 4 cm
Seat | H. 46 cm - D. 58 cm
Arm | H. 58 cm - L. 30 cm

aris



Leggerezza e grazia, femminile eleganza, studiate sinergie: Aris è espressione di una semplicità che rivela dettagli intriganti e sofisticati. Volumi morbidi ed essenziali, proporzioni ricercate e dettagli sartoriali, per un sistema elegante ed accogliente.

Lightness and elegance, studied synergies: Aris is the expression of simplicity that reveals sophisticated details. Soft and essential volumes, refined proportions and sartorial details, together for an elegant and welcoming system.

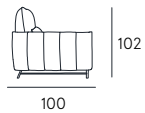








scheda tecnica
technical data sheet

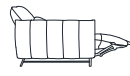


100

3P MAXI
3 seater maxi



250



158

3P
3 seater



210

2P
2 seater



180

POLTRONA
Armchair



108

POL. 1BR SX/DX ABB. 3P
Armchair raf/laf fit to 3P



105

POL. 1BR SX/DX ABB. 2P
Armchair raf/laf fit to 2P



90

POL. 1BR SX/DX ABB. 3P RCL
Armchair raf/laf fit to 3P Rcl



105

POL. 1BR SX/DX ABB. 2P RCL
Armchair raf/laf fit to 2P Rcl



90

POLTRONA RCL
Armchair Rcl



108

CL 1BR SX/DX ABB. 3P
CL raf/laf fit to 3P



157

105

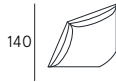
CL 1BR SX/DX ABB. 2P
CL raf/laf fit to 2P



157

90

ANGOLO TRAPEZIO
Trapeze corner



140

140

POUF
Pouf



70

85

DETTAGLI
Features

SEDUTA CON MOLLE GRECHE
Seat with no-sag



Rivestimento | pelle / sintetico
Comfort seduta | Poliuretano espanso densità 35
Comfort spalliera | Poliuretano espanso
Piedi | Metallo H. 12,5 cm
Seduta | H. 50 cm - P. 56 cm
Braccio | H. 66 cm - L. 20 cm

Coating | leather / synthetic cover
Seat comfort | Polyurethane density 35
Back comfort | Polyurethane
Feet | Metal H. 12,5 cm
Seat | H. 50 cm - D. 56 cm
Arm | H. 66 cm - L. 20 cm

atria



Volumi importanti di spalliere e braccioli contrapposti alla leggerezza della base che mette in evidenza i sottili piedi in metallo verniciato. Atria presenta morbidi e generosi braccioli arricchiti da una delle nostre cuciture sartoriali, ampie spalliere con poggiatesta regolabili, una caratteristica unica dal design estremamente moderno. Lineare e componibile consente di personalizzare e di vivere il comfort Cubo Rosso anche in compagnia.

Spacious backrests and armrests in contrast with the thinness of base and metal feet. Atria presents soft and generous armrests enriched by tailored stitching, wide backrests with adjustable headrests: an unique feature with an extremely modern design. With a simple movement, it is possible to customize the comfort by adjusting the headrest in the desired position.





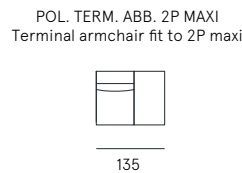
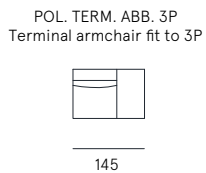
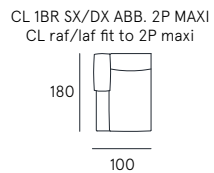
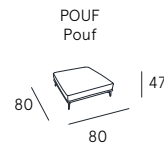
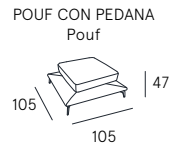
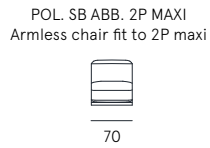
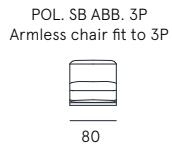
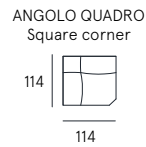
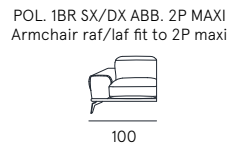
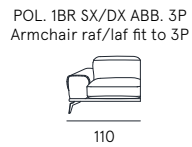
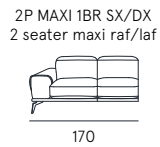
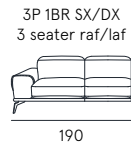
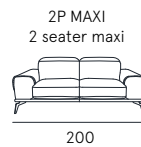
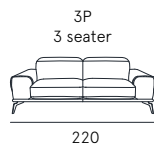
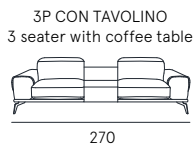
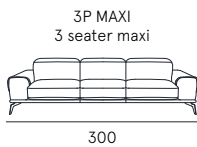




scheda tecnica
technical data sheet



110



DETTAGLI
Features

POGGIATESTA REGOLABILE
Manual ratchet system



SEDUTA CON STRATO IN MEMORY
Seat with memory foam



CUCITURA SARTORIALE
Tailored stitching



CUSCINO DI SEDUTA AMOVIBILE
Removable seat cushion



Rivestimento | pelle / sintetico
Comfort seduta | Poliuretano espanso densità 35
Comfort spalliera | Poliuretano espanso
Piedi | Metallo H. 17,5 cm
Seduta | H. 47 cm - P. 60 cm
Braccio | H. 57 cm - L. 31 cm

Coating | leather / synthetic cover
Seat comfort | Polyurethane density 35
Back comfort | Polyurethane
Feet | Metal H. 17,5 cm
Seat | H. 47 cm - D. 60 cm
Arm | H. 57 cm - L. 31 cm

bric



Bric è libertà di personalizzazione. Un divano dal design inconfondibile che unisce il comfort di un salotto all'eleganza estetica dei suoi accessori, creando giochi di forme e materiali, con un'inconfondibile unione tra il rivestimento in tessuto o pelle. Gli elementi accessori come i ripiani in legno, si armonizzano alle sedute e allo schienale con estrema naturalezza, creando un mobile ricercato ma anche molto funzionale.

Bric means modularity. A sofa with a refined design that combines the comfort of a living room with the elegance of its accessories, marked by an unmistakable union between the fabric or leather upholstery. The accessory items - like the wooden shelves - fit perfectly with the seats and the backrests, creating a refined but also very functional piece of furniture.

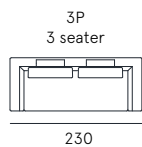




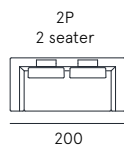




scheda tecnica
technical data sheet



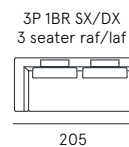
230



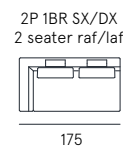
200



125



205



175

POL. 1BR SX/DX ABB. 3P
Armchair raf/laf fit to 3P



118

POL. 1BR SX/DX ABB. 2P
Armchair raf/laf fit to 2P



103

POL. SB ABB. 3P
Armless chair fit to 3P



95

POL. SB ABB. 2P
Armless chair fit to 2P



80

ANGOLO QUADRO
Square corner



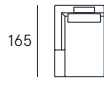
103

CL 1BR SX/DX ABB. 3P
CL raf/laf fit to 3P



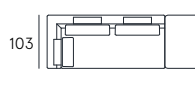
118

CL 1BR SX/DX ABB. 2P
CL raf/laf fit to 2P



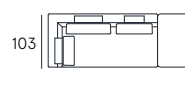
103

MERIDIANA SX/DX ABB. 3P
Meridian raf/laf fit to 3P



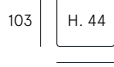
252

MERIDIANA ABB. 2P
Meridian raf/laf fit to 2P



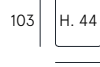
237

POUF ANGOLO
Corner pouf



103

POUF TERMINALE
Terminal Pouf



60

OPTIONALS
Optionals

BASE APPOGGIO 55x25 per CL
55x25 base for CL



CUSCINO IN PIUMA 60x60
Pillow 60x60



CUSCINO IN PIUMA 45x45
Pillow 45x45



CUSCINO IN PIUMA 70x30
Pillow 70x30



DETTAGLI
Features

SEDUTA CON CINGHIE ELASTICHE
Seat with elastic belts



CUSCINO DI SEDUTA AMOVIBILE
Removable seat cushion



Rivestimento | pelle / sintetico
Comfort seduta | Poliuretano espanso densità 35
Comfort spalliera | Piuma con poliuretano
Piedi | Legno H. 15 cm
Seduta | H. 46 cm - P. 60 cm
Braccio | H. 62 cm - L. 25 cm


Coating | leather / synthetic cover
Seat comfort | Polyurethane density 35
Back comfort | Feather with polyurethane
Feet | Wood H. 15 cm
Seat | H. 46 cm - D. 60 cm
Arm | H. 62 cm - L. 25 cm

d e m e t r a



Eleganza in un insieme di forme e soluzioni che ne esaltano il design. Morbide imbottiture sedute confortevoli, finiture sartoriali caratterizzano ogni particolare con stile tipico del gusto italiano.

Elegance in a set of shapes and solutions that enhance its design. Soft and comfortable seat padding and tailored finishes characterize the typical Italian style.

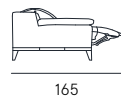
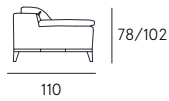








scheda tecnica
technical data sheet



POLTRONA
Armchair



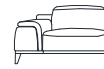
POL. 1BR SX/DX ABB. 3P
Armchair raf/laf fit to 3P



POL. 1BR SX/DX ABB. 2P MAXI
Armchair raf/laf fit to 2P maxi



POL. 1BR SX/DX ABB. 2P
Armchair raf/laf fit to 2P



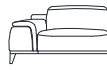
POLTRONA RCL
Armchair Rcl



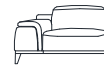
POL. 1BR SX/DX ABB. 3P RCL
Armchair raf/laf fit to 3P Rcl



POL. 1BR SX/DX ABB. 2P MAXI RCL
Armchair raf/laf fit to 2P maxi Rcl



POL. 1BR SX/DX ABB. 2P RCL
Armchair raf/laf fit to 2P Rcl



BRACCIO CON BASE
Armrest with base



POL. SB ABB. 3P
Armless chair fit to 3P



POL. SB ABB. 2P MAXI
Armless chair fit to 2P maxi



POL. SB ABB. 2P
Armless chair fit to 2P



POUF
Pouf



POL. SB ABB. 3P RCL
Armless chair fit to 3P Rcl



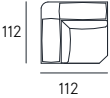
POL. SB ABB. 2P MAXI RCL
Armless chair fit to 2P maxi Rcl



POL. SB ABB. 2P RCL
Armless chair fit to 2P Rcl



ANGOLO QUADRO
Square corner



POL. TERM. ABB. 3P
Terminal armchair fit to 3P



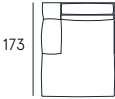
POL. TERM. ABB. 2P MAXI
Terminal armchair fit to 2P Maxi



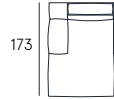
POL. TERM. ABB. 2P
Terminal armchair fit to 2P



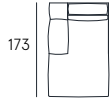
CL 1BR SX/DX ABB. 3P
CL raf/laf fit to 3P



CL 1BR SX/DX ABB. 2P MAXI
CL raf/laf fit to 2P maxi



CL 1BR SX/DX ABB. 2P
CL raf/laf fit to 2P



DETTAGLI
Features

POGGIATESTA REGOLABILE
Manual ratchet system



SEDUTA CON MOLLE INSACCHETTATE
Seat with pocket springs



Rivestimento | pelle / sintetico
Comfort seduta | Poliuretano espanso densità 35
Comfort spalliera | Poliuretano espanso
Piedi | Legno H. 17 cm
Seduta | H. 45 cm - P. 56 cm
Braccio | H. 59 cm - L. 33 cm

Coating | leather / synthetic cover
Seat comfort | Polyurethane density 35
Back comfort | Polyurethane
Feet | Wood H. 17 cm
Seat | H. 45 cm - D. 56 cm
Arm | H. 59 cm - L. 33 cm

d e n e b



Fierezza e solidità, presenza connotante, eleganza senza tempo: Deneb riassume nel suo design un'idea di bellezza sobria, dall'aspetto importante. Le linee sono ridotte al minimo, mentre i volumi sono generosi, accoglienti, morbidi e si sviluppano privilegiando l'asse orizzontale, in un ritmo dimensionale che conferisce al modello Deneb il suo stile deciso.

Proudness and solidity, strong presence, timeless elegance: Deneb sums all this features up. Lines are minimal, while volumes are generous, welcoming, soft and in a dimensional rhythm that gives the Deneb model its decisive style.

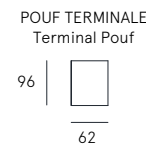
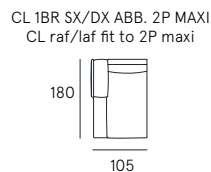
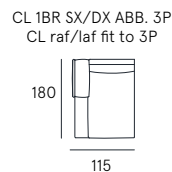
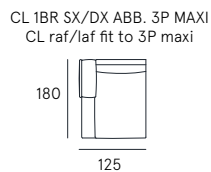
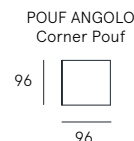
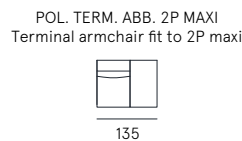
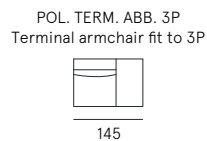
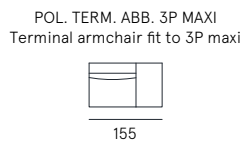
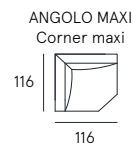
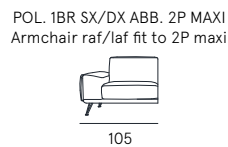
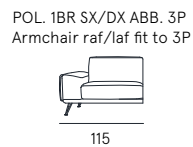
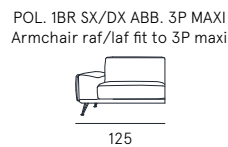
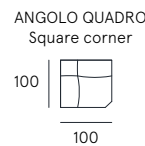
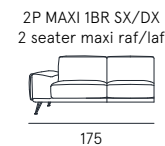
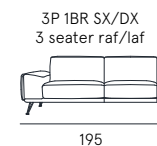
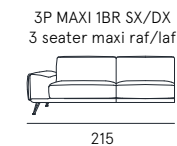
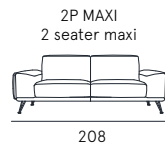
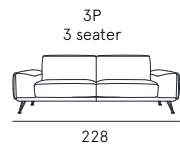
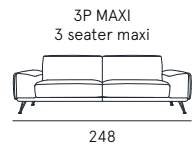
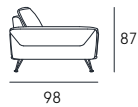








scheda tecnica
technical data sheet



DETTAGLI
Features

POGGIATESTA REGOLABILE
Manual ratchet system



SEDUTA CON STRATO IN MEMORY
Seat with memory foam



CUSCINO DI SEDUTA AMOVIBILE
Removable seat cushion



Rivestimento | pelle / sintetico
Comfort seduta | Poliuretano espanso densità 35
Comfort spalliera | Poliuretano espanso
Piedi | Metallo H. 17,5 cm
Seduta | H. 47 cm - P. 58 cm
Braccio | H. 61 cm - L. 33 cm


Coating | leather / synthetic cover
Seat comfort | Polyurethane density 35
Back comfort | Polyurethane
Feet | Metal H. 17,5 cm
Seat | H. 47 cm - D. 58 cm
Arm | H. 61 cm - L. 33 cm

d i e s i s



La geometria danza in punta di piedi e con elegante pulizia disegna le forme asciutte e ricercate del modello Diesis. I volumi sono ridotti, la struttura dello schienale è monoscocca, a favore di un comfort che cerca l'essenzialità formale.

The geometry of Diesis model is expressed with an elegant cleanliness and refined shape. The volumes are reduced, the backrest structure is monocoque, in favor of a comfort that seeks formal essentiality.

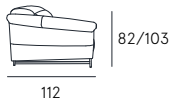








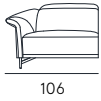
scheda tecnica
technical data sheet



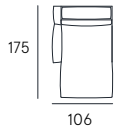
POL. 1BR SX/DX ABB. 3P
Armchair raf/laf fit to 3P



POL. 1BR SX/DX ABB. 3P RCL
Armchair raf/laf fit to 3P Rcl

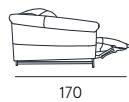


CL 1BR SX/DX ABB. 3P
CL raf/laf fit to 3P



DETTAGLI
Features

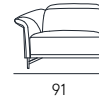
POGGIATESTA REGOLABILE
Manual ratchet system



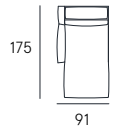
POL. 1BR SX/DX ABB. 2P
Armchair raf/laf fit to 2P



POL. 1BR SX/DX ABB. 2P RCL
Armchair raf/laf fit to 2P Rcl



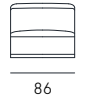
CL 1BR SX/DX ABB. 2P
CL raf/laf fit to 2P



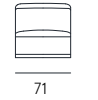
SEDUTA CON MOLLE GRECHE
Seat with no-sag



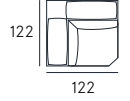
POL. SB ABB. 3P
Armless chair fit to 3P



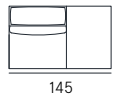
POL. SB ABB. 2P
Armless chair fit to 2P



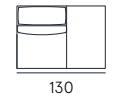
ANGOLO QUADRO
Square corner



POL. TERM. ABB. 3P
Terminal armchair fit to 3P



POL. TERM. ABB. 2P
Terminal armchair fit to 2P



Rivestimento | pelle / sintetico
Comfort seduta | Poliuretano espanso densità 35
Comfort spalliera | Poliuretano espanso
Piedi | Metallo H. 14 cm
Seduta | H. 46 cm - P. 58 cm
Braccio | L. 18 cm

Coating | leather / synthetic cover
Seat comfort | Polyurethane density 35
Back comfort | Polyurethane
Feet | Metal H. 14 cm
Seat | H. 46 cm - D. 58 cm
Arm | L. 18 cm

fidelio



Il fascino dei dettagli. Stile
accattivante e design ricercato:
Fidelio conquista per la sua bellezza
e la sua poliedricità.
Gli ampi volumi disegnano spaziose
e versatili soluzioni.

The charm of the details.
Captivating style and refined design:
Fidelio impresses for its beauty and
its versatility.
The large volumes create spacious
and versatile solutions.





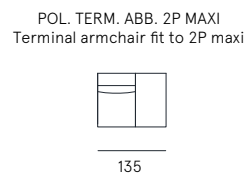
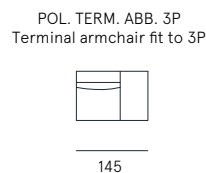
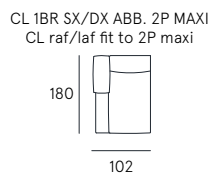
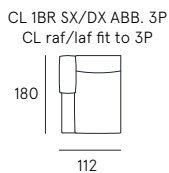
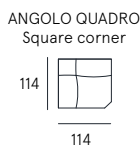
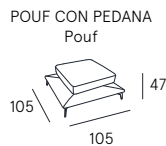
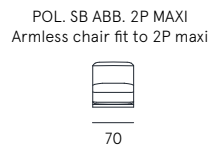
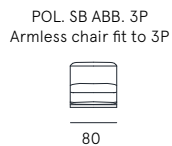
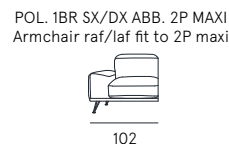
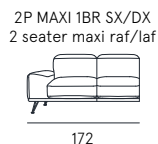
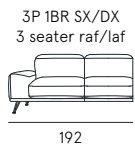
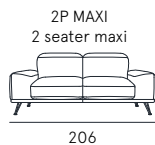
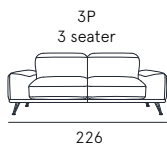




scheda tecnica
technical data sheet



110



DETTAGLI
Features

POGGIATESTA REGOLABILE
Manual ratchet system



SEDUTA CON STRATO IN MEMORY
Seat with memory foam



CUSCINO DI SEDUTA AMOVIBILE
Removable seat cushion



Rivestimento | pelle / sintetico
Comfort seduta | Poliuretano espanso densità 35
Comfort spalliera | Poliuretano espanso
Piedi | Metallo H. 17,5 cm
Seduta | H. 47 cm - P. 60 cm
Braccio | H. 61 cm - L. 33 cm

Coating | leather / synthetic cover
Seat comfort | Polyurethane density 35
Back comfort | Polyurethane
Feet | Metal H. 17,5 cm
Seat | H. 47 cm - D. 60 cm
Arm | H. 61 cm - L. 33 cm

h a r r y



Un prodotto tecnicamente completo che offre un notevole livello di funzionalità. La struttura svela meccanismi precisi che accompagnano ogni gesto e movimento in modo dinamico ed equilibrato. Il divano è dotato di ampie spalliere sollevabili elettricamente.

A technically complete product that offers a remarkable level of functionality, thanks to the mechanisms that accompany each movement in a dynamic and balanced way. The sofa is equipped with a large electrical and adjustable backrests that let you customize the desired position in the best way.

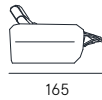
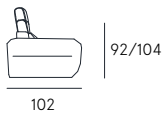








scheda tecnica
technical data sheet



POLTRONA
Armchair



100

POL. 1BR SX/DX ABB. 3P
Armchair raf/laf fit to 3P



101

POL. 1BR SX/DX ABB. 2P
Armchair raf/laf fit to 2P



86

POL. SB ABB. 3P
Armless chair fit to 3P



84

POL. SB ABB. 2P
Armless chair fit to 2P



69

POLTRONA RCL
Armchair rcl



100

POL. 1BR SX/DX ABB. 3P RCL
Armchair raf/laf fit to 3P rcl



101

POL. 1BR SX/DX ABB. 2P RCL
Armchair raf/laf fit to 2P rcl



86

POL. SB ABB. 3P RCL
Armless chair fit to 3P rcl



84

POL. SB ABB. 2P RCL
Armless chair fit to 2P rcl



69

DETTAGLI
Features

POGGIATESTA REGOLABILE
Electric ratchet system



SEDUTA CON CINGHIE ELASTICHE
Seat with elastic belts



CUCITURA SARTORIALE
Tailored stitching



Rivestimento | pelle / tessuto / sintetico
Comfort seduta | Poliuretano espanso densità 35
Comfort spalliera | Poliuretano espanso
Piedi | Legno H. 13 cm
Seduta | H. 48 cm - P. 58 cm
Braccio | H. 63 cm - L. 14 cm

Coating | leather / fabric / synthetic cover
Seat comfort | Polyurethane density 35
Back comfort | Polyurethane
Feet | Wood H. 13 cm
Seat | H. 48 cm - D. 58 cm
Arm | H. 63 cm - L. 14 cm

libeccio



Un modello elegante e raffinato, è il connubio tra design, cura del dettaglio e confort assoluto, rivestito in pelli selezionate è arricchito da una cucitura sartoriale e da bandine in cuoio che ne delineano il braccio. Sollevato da terra per mezzo di piedini in metallo con inserto legno, i braccioli che si appoggiano lateralmente su sottili fianchi in cuoio; come un busto.

Libeccio stands for refined design, attention to details and absolute comfort.

Covered by selected leathers, enriched by tailored stitching, natural leather frame and a metal foot with a wooden insert.

The high workmanship and its comfort make this a unique model.

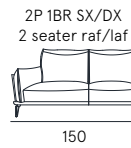
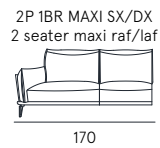
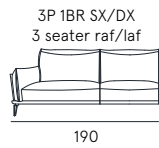
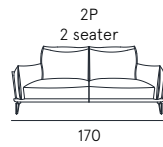
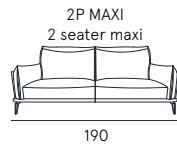
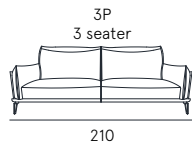
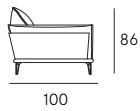








scheda tecnica
technical data sheet



POL. 1BR SX/DX ABB. 3P
Armchair raf/laf fit to 3P



105

POL. 1BR SX/DX ABB. 2P MAXI
Armchair raf/laf fit to 2P maxi



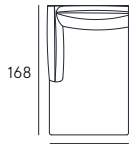
95

POL. 1BR SX/DX ABB. 2P
Armchair raf/laf fit to 2P



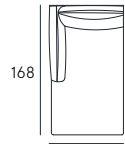
85

CL 1BR SX/DX ABB. 3P
CL raf/laf fit to 3P



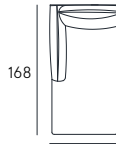
105

CL 1BR SX/DX ABB. 2P MAXI
CL raf/laf fit to 2P maxi



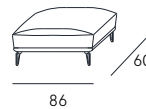
95

CL 1BR SX/DX ABB. 2P
CL raf/laf fit to 2P



85

POUF
Pouf



86

DETTAGLI
Features

SEDUTA CON CINGHIE ELASTICHE
Seat with elastic belts



CUCITURA SARTORIALE
Tailored stitching



BRACCIO IN CUOIO
Leather Armrest



Rivestimento | pelle / sintetico
Comfort seduta | Poliuretano espanso densità 35
Comfort spalliera | Poliuretano espanso
Piedi | Metallo H. 17,5 cm
Seduta | H. 44 cm - P. 60 cm
Braccio | H. 62 cm - L. 20 cm

Coating | leather / synthetic cover
Seat comfort | Polyurethane density 35
Back comfort | Polyurethane
Feet | Metal H. 17,5 cm
Seat | H. 44 cm - D. 60 cm
Arm | H. 62 cm - L. 20 cm

m a r e a



Un modello che interpreta il divano in una nuova versione multimaterica ed espressiva per il suo piede, che diventa struttura e sostegno per il braccio, a vista in metallo. Il rigore del disegno e il tratto vagamente nordico si addolciscono sulle sue linee arrotondate, determinando una presenza di carattere oltre che di grande comfort.

A designed model characterized by metal legs and armrest supporting elements.

A strictly "Nordic" design take shape in its rounded lines, giving comfort and personality to the sofa. Model Marea is enriched with a high comfort seat with adjustable headrests.

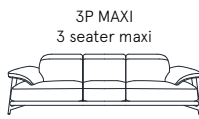
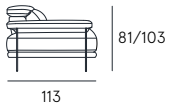




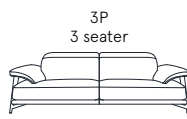




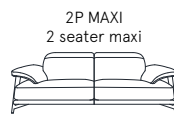
scheda tecnica
technical data sheet



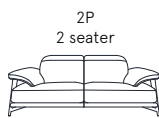
252



232



212



192



130

DETTAGLI
Features

POGGIATESTA REGOLABILE
Manual ratchet system



SEDUTA CON CINGHIE ELASTICHE
Seat with elastic belts



Rivestimento | pelle / sintetico
Comfort seduta | Poliuretano espanso densità 35
Comfort spalliera | Poliuretano espanso
Piedi | Metallo H. 17,5 cm
Seduta | H. 45 cm - P. 60 cm
Braccio | H. 63 cm - L. 39 cm


Coating | leather / synthetic cover
Seat comfort | Polyurethane density 35
Back comfort | Polyurethane
Feet | Wood H. 17,5 cm
Seat | H. 45 cm - D. 60 cm
Arm | H. 63 cm - L. 39 cm

polaris



Affascinante presenza, carattere deciso, stile sofisticato: Polaris è sinonimo di classe ed eleganza. I suoi volumi sono ampi, ben scanditi da un design lineare e raffinato.

Fascinating presence, decisive character, sophisticated style: Polaris means class and elegance. Its volumes are large, but marked by a linear and refined design.

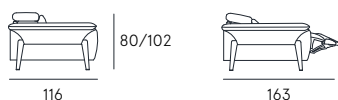








scheda tecnica
technical data sheet



116

163

POLTRONA
Armchair



129

POL. 1BR SX/DX ABB. 3P
Armchair raf/laf fit to 3P



122

POL. 1BR SX/DX ABB. 2P MAXI
Armchair raf/laf fit to 2P maxi



109

POL. 1BR SX/DX ABB. 2P
Armchair raf/laf fit to 2P



99

POLTRONA RCL
Armchair Rcl



129

POL. 1BR SX/DX ABB. 3P RCL
Armchair raf/laf fit to 3P Rcl



122

POL. 1BR SX/DX ABB. 2P MAXI RCL
Armchair raf/laf fit to 2P maxi Rcl



109

POL. 1BR SX/DX ABB. 2P RCL
Armchair raf/laf fit to 2P Rcl



99

POL. SB ABB. 3P
Armless chair fit to 3P



92

POL. SB ABB. 2P MAXI
Armless chair fit to 2P maxi



79

POL. SB ABB. 2P
Armless chair fit to 2P



69

POUF
Pouf



55

ANGOLO QUADRO
Square corner



118

POL. TERM. ABB. 3P
Terminal armchair fit to 3P



150

POL. TERM. ABB. 2P MAXI
Terminal armchair fit to 2P Maxi



137

POL. TERM. ABB. 2P
Terminal armchair fit to 2P



127

CL 1BR SX/DX ABB. 3P
CL raf/laf fit to 3P



122

CL 1BR SX/DX ABB. 2P MAXI
CL raf/laf fit to 2P maxi



109

CL 1BR SX/DX ABB. 2P
CL raf/laf fit to 2P



99

DETTAGLI
Features

POGGIATESTA REGOLABILE
Manual ratchet system



SEDUTA CON MOLLE INSACCHETTATE
Seat with pocket springs



Rivestimento | pelle / sintetico
Comfort seduta | Poliuretano espanso densità 35
Comfort spalliera | Poliuretano espanso
Piedi | Metallo H. 12,5 cm
Seduta | H. 48 cm - P. 59 cm
Braccio | H. 63 cm - L. 30 cm

Coating | leather / synthetic cover
Seat comfort | Polyurethane density 35
Back comfort | Polyurethane
Feet | Metal H. 12,5 cm
Seat | H. 48 cm - D. 59 cm
Arm | H. 63 cm - L. 30 cm

prado



Forme essenziali e raffinate, molteplici soluzioni funzionali, configurazioni spaziali moderne ed originali: il modello Prado è un progetto poliedrico, componibile ed ampiamente personalizzabile in base a specifiche necessità e preferenze.

Essential and refined shapes, multiple functional solutions, original and modern configurations: Prado is a multifaceted model and it offers a great customization choice.









scheda tecnica
technical data sheet



POL. 1BR SX/DX ABB. 3P
Armchair raf/laf fit to 3P



106

POL. 1BR SX/DX ABB. 3P RCL
Armchair raf/laf fit to 3P Rcl

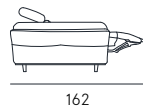


106

ANGOLO QUADRO
Square corner



122



POL. 1BR SX/DX ABB. 2P
Armchair raf/laf fit to 2P



96

POL. 1BR SX/DX ABB. 2P RCL
Armchair raf/laf fit to 2P Rcl



96

POL. TERM. ABB. 3P
Terminal armchair fit to 3P



140

POL. SB ABB. 3P
Armless chair fit to 3P



79

POL. SB ABB. 3P RCL
Armless chair fit to 3P Rcl



79

POL. SB ABB. 2P
Armless chair fit to 2P



69

POL. SB ABB. 2P RCL
Armless chair fit to 2P Rcl



69

POL. TERM. ABB. 2P
Terminal armchair fit to 2P



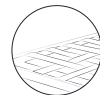
130

DETTAGLI
Features

POGGIATESTA REGOLABILE
Manual ratchet system



SEDUTA CON CINGHIE ELASTICHE
Seat with elastic belts



Rivestimento | pelle / sintetico
Comfort seduta | Poliuretano espanso densità 35
Comfort spalliera | Poliuretano espanso
Piedi | Metallo H. 15,5 cm
Seduta | H. 47 cm - P. 56 cm
Braccio | H. 65 cm - L. 25 cm

Coating | leather / synthetic cover
Seat comfort | Polyurethane density 35
Back comfort | Polyurethane
Feet | Metal H. 15,5 cm
Seat | H. 47 cm - D. 56 cm
Arm | H. 65 cm - L. 25 cm

rigel



Un'affascinante equilibrio tra forma e ricerca della perfetta ergonomia, linee minimali che raccolgono importanti ed accoglienti cuscini di seduta e di schienale, sono caratteristiche che rendono il modello Rigel un divano essenziale e dal comfort senza eguali.

A fascinating balance between shape and research for the perfect ergonomics, minimal lines that collect important and welcoming seat and back cushions: these are the characteristics that make Rigel model an essential sofa with unmatched comfort.

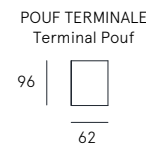
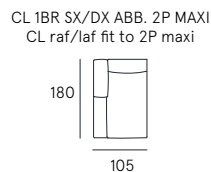
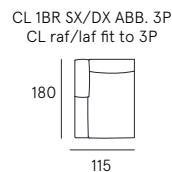
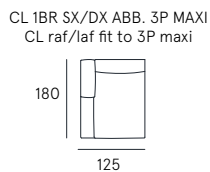
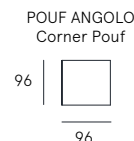
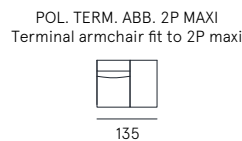
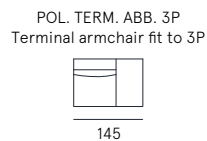
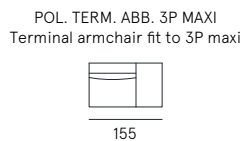
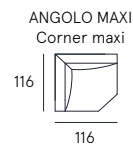
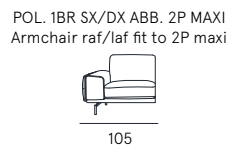
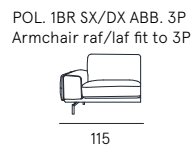
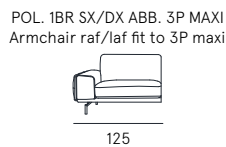
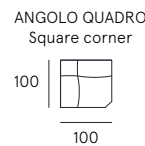
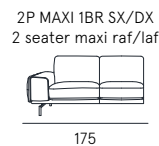
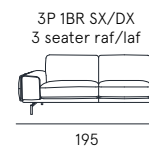
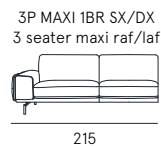
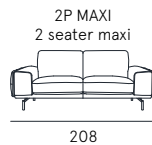
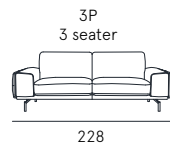
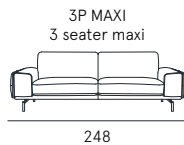
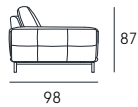








scheda tecnica
technical data sheet



DETTAGLI
Features

SEDUTA CON STRATO IN MEMORY
Seat with memory foam



CUSCINO DI SEDUTA AMOVIBILE
Removable seat cushion



Rivestimento | pelle / sintetico
Comfort seduta | Poliuretano espanso densità 35
Comfort spalliera | Poliuretano espanso
Piedi | Metallo H. 17,5 cm
Seduta | H. 47 cm - P. 58 cm
Braccio | H. 61 cm - L. 33 cm

Coating | leather / synthetic cover
Seat comfort | Polyurethane density 35
Back comfort | Polyurethane
Feet | Metal H. 17,5 cm
Seat | H. 47 cm - D. 58 cm
Arm | H. 61 cm - L. 33 cm

r o b e r t



Sono i piccoli dettagli che rendono unico un divano. La sua forma leggermente bombata disegna una linea caratterizzante impreziosita dalle pregiate cuciture presenti anche nel morbido schienale in piuma e nell'ampio cuscino di seduta, mentre la leggerezza del piede in metallo gli conferisce una notevole personalità.

The small details make a sofa unique. Robert's shape draws a distinctive line enriched with a fine stitching and a large seat cushion; the lightness of the metal foot confers to this model a remarkable personality.

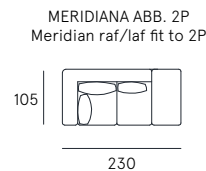
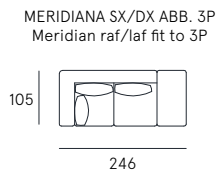
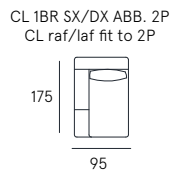
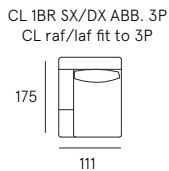
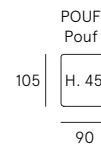
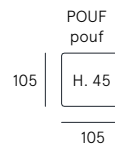
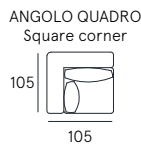
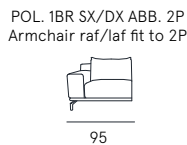
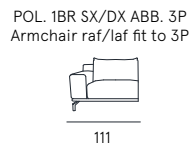
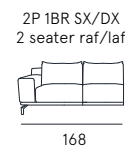
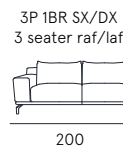
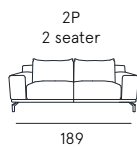
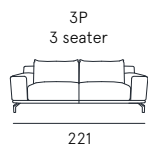
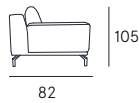









scheda tecnica
technical data sheet



OPTIONALS
Optionals



DETTAGLI
Features

SEDUTA CON CINGHIE ELASTICHE
Seat with elastic belts



Rivestimento | pelle / sintetico
Comfort seduta | Poliuretano espanso densità 35
Comfort spalliera | Piuma con oliuretano
Piedi | Metallo H. 15,5 cm
Seduta | H. 45 cm - P. 53 cm
Braccio | H. 60 cm - L. 25 cm

Coating | leather / synthetic cover
Seat comfort | Polyurethane density 35
Back comfort | Feather with polyurethane
Feet | Metal H. 15,5 cm
Seat | H. 45 cm - D. 53 cm
Arm | H. 60 cm - L. 25 cm

s a u l



Saul abbina estetica e tecnologia che rendono questo modello protagonista di stile. Comodità e qualità si fondono fra loro. Le differenti posizioni del meccanismo manuale sullo schienale consentono un comfort personalizzato, senza alterare il linguaggio internazionale e l'eleganza indiscussa.

Saul combines aesthetics and technology, comfort and quality. The different positions of the manual ratchet system on the backrest allow a customized comfort, with an undisputed elegance.

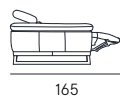
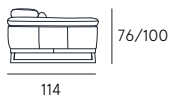




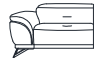




scheda tecnica
technical data sheet



POL. 1BR SX/DX ABB. 3P
Armchair raf/laf fit to 3P



115

POL. 1BR SX/DX ABB. 2P
Armchair raf/laf fit to 2P



105

POL. SB ABB. 3P
Armless chair fit to 3P



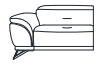
79

POL. SB ABB. 2P
Armless chair fit to 2P



69

POL. 1BR SX/DX ABB. 3P RCL
Armchair raf/laf fit to 3P Rcl



115

POL. 1BR SX/DX ABB. 2P RCL
Armchair raf/laf fit to 2P Rcl



105

POL. SB ABB. 3P RCL
Armless chair fit to 3P Rcl



79

POL. SB ABB. 2P RCL
Armless chair fit to 2P Rcl



69

ANGOLO QUADRO
Square corner



125

POL. TERM. ABB. 3P
Terminal armchair fit to 3P



140

POL. TERM. ABB. 2P
Terminal armchair fit to 2P



130

DETTAGLI
Features

POGGIATESTA REGOLABILE
Manual ratchet system



SEDUTA CON CINGHIE ELASTICHE
Seat with elastic belts



Rivestimento | pelle / sintetico
Comfort seduta | Poliuretano espanso densità 35
Comfort spalliera | Poliuretano espanso
Piedi | Metallo H. 14 cm
Seduta | H. 48 cm - P. 57 cm
Braccio | H. 61 cm - L. 33 cm

Coating | leather / synthetic cover
Seat comfort | Polyurethane density 35
Back comfort | Polyurethane
Feet | Metal H. 14 cm
Seat | H. 48 cm - D. 57 cm
Arm | H. 61 cm - L. 33 cm